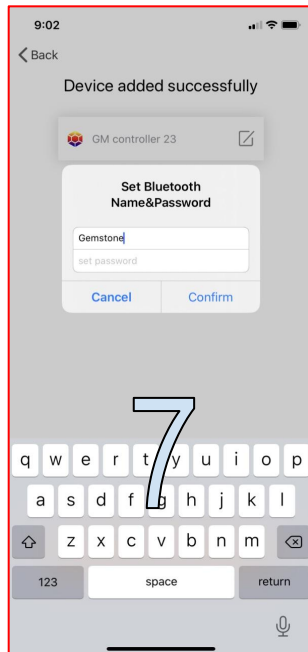

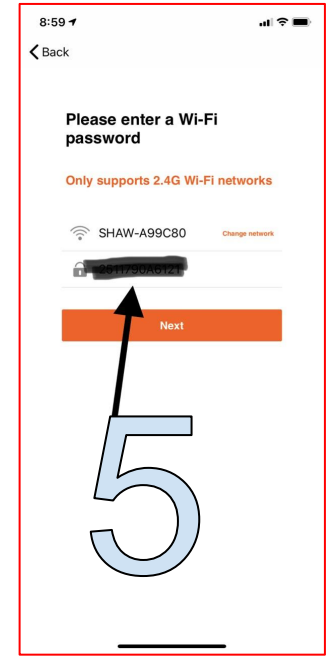
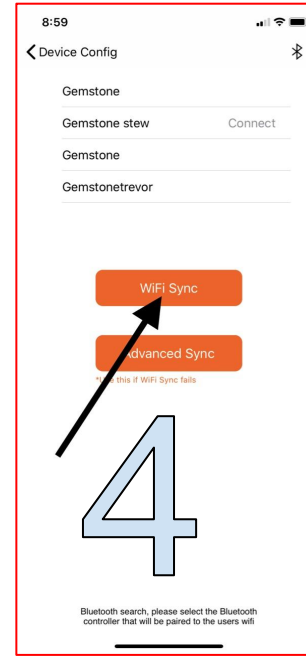
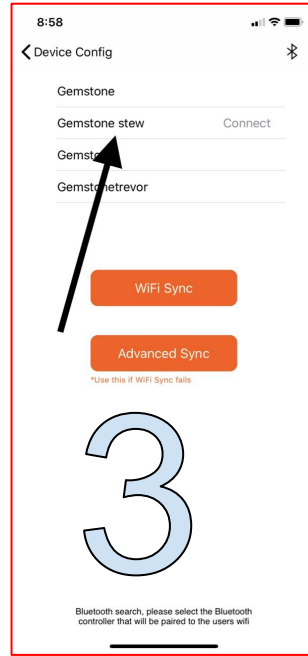
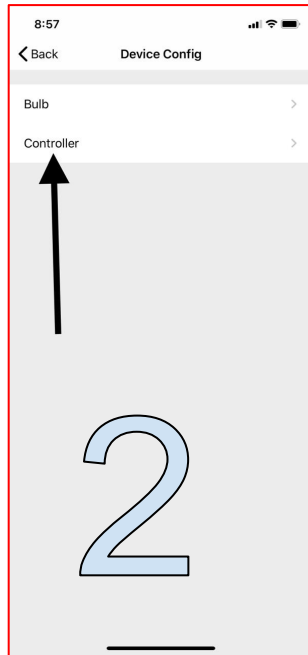
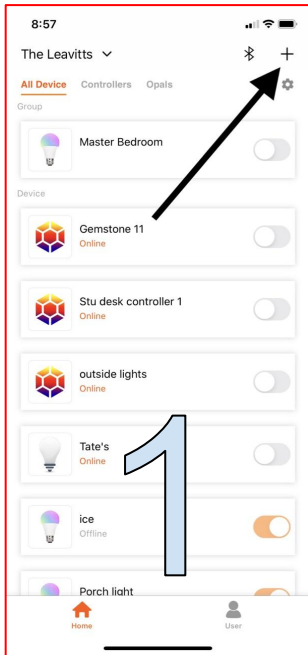


How To Sync a controller "Wifi Sync Mode"



#1 Before selecting the + icon, make sure you are connected to a 2.4 Ghz network. If your router only broadcast a single network then you likely have a band steering network. This router should auto choose the correct network for the controller

#3 The bluetooth controllers that are in range will populate here. You will know you selected the correct controller when the Gemstone Lights start to rapidly flash white. The flashing will only last for a short time.

#5 Most syncs fail due to an incorrect password. Make sure the auto capitalization did not affect the password.

#7 This is to name the Bluetooth side of the controller. Make sure you remember the password or use the standard 123456 password. Naming this will help guard from accidental connection by neighbours. Password must be 6 numerical digits. **If this process fails see Advanced Sync mode**